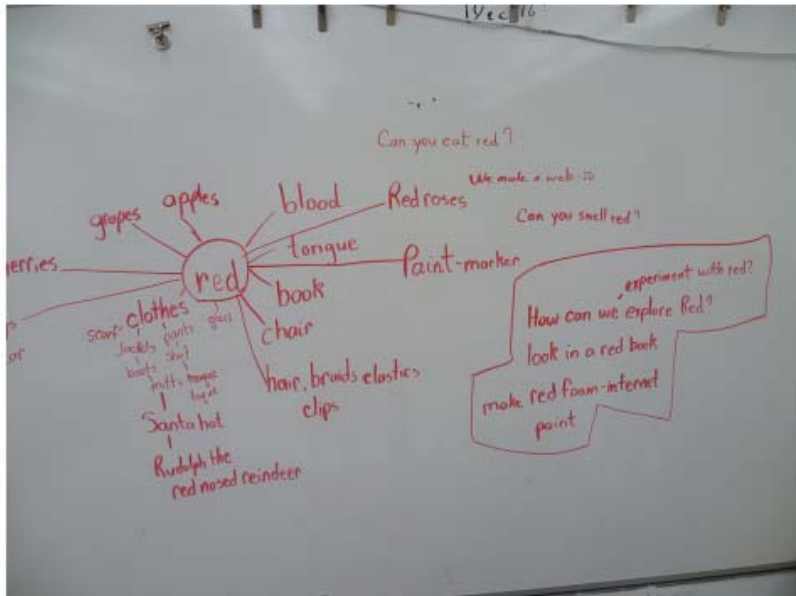


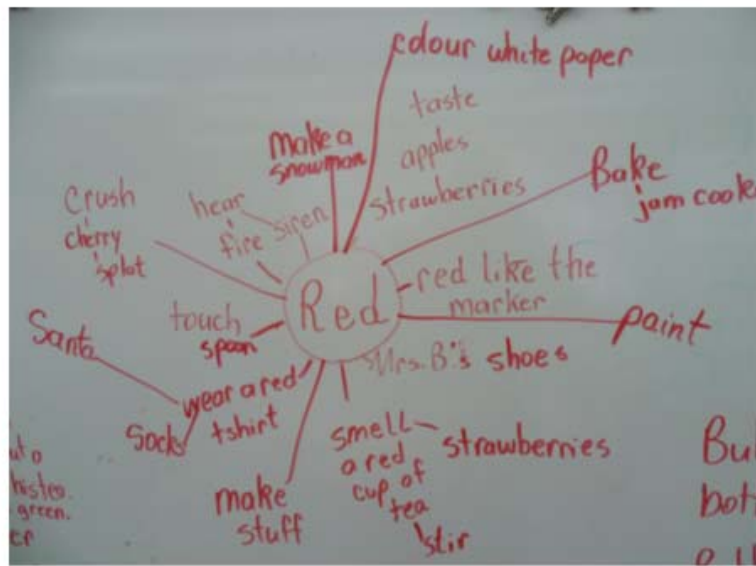
The Project Approach

THE COLOUR RED

Grade 1/2 Web



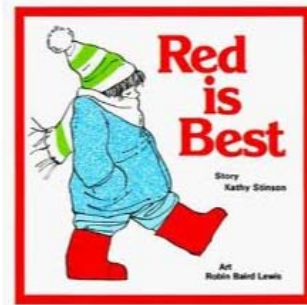
Kindergarten Web





Art Class - The students worked together to make pictures of things that are red.

Reflection - It was fun colouring with red. Drawing was fun.



<http://www.amazon.ca/Red-Is-Best-Kathy-Stinson/dp/092023626X>



Centre Time - A Kindergarten student showed me a red flower that she put in a vase. Drooping flower from the sun. Reflection - connected to our word web conversation.



Red Runt Candy Experiment. Let's put the candy in water and see what happens.

Reflections: The colour turns the water red. Hot water turns red faster than tap water. The more runts that are in the water, the redder the water becomes. The red colour moves in the water. When you swirl or stir the water turns one colour.



The students looked at their tongue and predicted that their tongue would turn red. Why did the candy runt turn white? The colour go to the mouth. The colour wasn't on the inside. The colour sank into your tongue. We put it on our tongue and it started to melt. How does it make you feel when you look at your tongue? Scared because it looks like I'm bleeding. I am surprised.



The red from
the runt candy
made our
tongues turn
red!

Exploring food/transportation in Nunavut vs Saskatoon.

Teacher Interview Mr. K

"Where did you get strawberries from?"

"We bought them in Saskatoon. Mrs. K dried them.

Predictions

The students were shown a bag of Freeze Dried Strawberries.

Thoughts - jam, strawberries, pieces of strawberries

Tasting time

Freeze Dried Strawberry

Students words

Look - red, circle, skinny

Smell - good, strawberry, vanilla

Taste - good, dry, like a strawberry

Colour - light red

Home made by Mrs. K

Mr. K's words

Look - red

Smell - good

Taste - different

Colour - darker

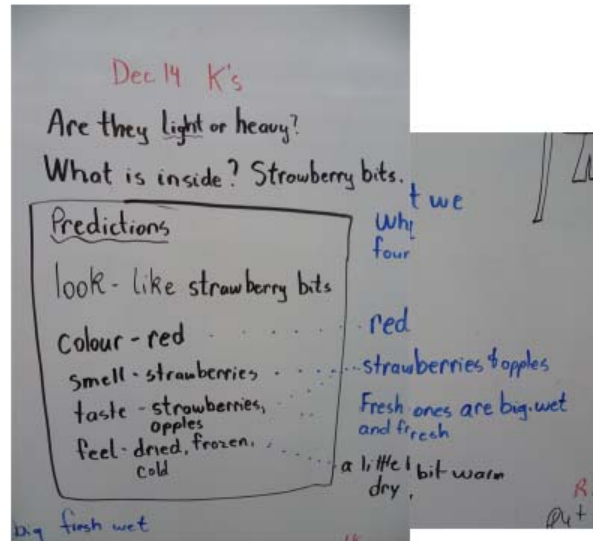


http://www.intertradegourmet.net/product.php?id_product=481

We looked at the packaging. "Why would you buy this package of strawberries?" "Because there is red strawberries; I would want to eat it."

We compared the picture on the package to a picture of mouldy strawberries and strawberries lying in the mud after a rain storm.

Reflection - Food can be eaten either fresh or freeze dried. The food has to look good, tasty and be clean. Red food can be delicious or yucky



Part 2 Strawberry Experiment Dec 20

"Make them bigger, put a cup of water on them and let them grow.



Cook them on the stove. "The strawberries melted. It looks mushed and a little lighter."
Comments – taste – tea x 3, yucky x 3



Put them in water. "Put it in water, then it will grow It's mushy and soft."
Comments – sour x 2, nasty x 2, good, soft.



Pick them. Put them on ice. Cook them.
"It's mushy on ice. On the stove they are mushing.
My experiment was tasty."
Comments – good, sour X 3, Yucky x 2

The students made a fire for our Christmas play.
Reflection- "Why did you choose to use these colours?"
Red, yellow, and orange are the colours of fire.
Black is the colour of ashes.



We tasted, popped, smashed,
squished pomegranate seeds.
We added sugar, and we froze
them.

Reflection - Pomegranates taste
good and are sweeter with sugar.
Juice came out of the seeds.
The paper towel turned pink. Our
fingers turned red. There were
lots of seeds.



The invitation contained assorted red
materials and sewing notions.



We learned that a red bubble container doesn't mean you will produce a red bubble. So we put red colour in soap and it made red bubbles.



Dipping folded paper towels into different colours can create new colours and patterns.




Thinking back to the word web, we discussed Santa's coat. The students came up with these ideas. From there grew an art project. Santa was made one clothing article and body part at a time. The students chose their materials and were guided to figure out what they needed to make Santa.



The students each made a Valentines card for Nancy. She is our pen pal. Nancy is disabled and lives in a care home in Calgary. Red is a heart, and our love for others.



Smart board Dragon
art program
Dragons breathe red
fire.



Two students made a house using a white sheet and a piece of red fabric.



Reflection - A red house is beautiful.

Chinese New Year - Red is a symbol
of good luck in the new year.



Saskatchewan Artist
Mr. Richard Lamartine

Red Art
Workshop

Eye experiment
with a red square.



Our Creations
using Red,
Yellow and
Blue.



Icing cupcakes with primary colours.



Mixing Colours



Painting Techniques



Reflections – What we liked the best
painting with my hands
when I was painting with red
purple cause it was really fun and you
got to move your hand and splatter.
painting my hand
I like painting my hands on my paper,
spreading the brush
brush – mixing the colours
making a sailboat – yellow; looking at the fire

RED
you can make different colours
I like to put blue and red together,
it looks like purple
Making my mask (picture)
painting colours and then making a new colour
red and yellow make orange
(Prompt orange shirt)
He took red paper and we saw stuff –
blue blue blue (Red square) stare at it.
Change the square to white and we can see blue

Curriculum

A partial list of curriculum covered in this project. (K/1/2 Homeroom)

Explore their natural curiosity of the world around them

Art - Primary Colours, line, different mediums - Drama - Creating and using a Prop - Fire, fine and gross motor activities, using different tools, materials, technology

Science - altering and combining materials, discovery experiments, thinking outside the box, senses, element of fire and heat - effect on crayons

Social - Food transportation, alternative methods of keeping food, Diversity in cultures, Caring for others (Presently in class - Red is part of the Medicine Wheel, colour on the Metis Sash)

Math - Number Awareness, Red colour on the Native Button blanket picture - Math Makes Sense, one to one correspondence

ELA - Chinese New Year Enrichment of Language, Vocabulary Words, writing activities/ painted pictures , story plays, sharing experiences

Health - Dental health - colour of healthy gums

P.E. - movement - quick, fast - dragon games

Red Project Grade 1

ELA

CR1.1 a, c, e, f – The Old Lady and the Spider(Dream Catcher) (Spider Story- Red is love and caring); b - Red is Best by Kathy Stinson -

CR1.3 d, e – The Old Lady and the Spider (Dream Catcher); h – Santa art project

CR1.4 e – Santa Shop Booklet

CC1.1 a – transportation of food, food distribution; e – the students asked if they could make the rest of Santa, after I instructed them to design and make Santa’s pants. E – Red runt experiment

CC1.3 j - Run Run Rudolph – Christmas Concert Song – (connection – Rudolph has a red nose)

AR1.1 a- The Old Lady and the Spider (Dream Catcher)

Health

USC1.3 – relationships – Rudolph the red nosed reindeer, The Old Lady and the Spider (Dream catcher)

DM1.1 – Dental Health – Healthy gums

Math

SS1.1 – Shape – Designing Santa, transforming 2D bubble liquid into 3D shape

P1.1 – Creating a Dream catcher, Viewing a Metis Sash in artwork

N1.2 – counting buttons on the Math Makes Sense Big Book Native Button Blanket

P.E.

PE1.5, 1.6 – Dragon tag games, Representing a Dragon through movement