


# Music Project

## Toddler's Room.

2016



Desree Jen McLochlan & Robyn Coates.  
Childrens Choice West, Prince Albert - SK

## The Music Project

During this winter season we noticed that Peter who is 24 Months old and a toddler were spinning small metal bowls and listening to the sounds. He was really into making sounds with a smile on his face and the other children started to follow him. We decided to follow him and to see where his interest is going what we can do about it. What we saw were the children when playing in the kitchen area, which we have set up in the dramatic area of our toddlers room were starting to use pots, pan, sticks and spoons to bang on together and make music. As the toddlers became more interested in banging pots, spoons and pans together we decided to introduce them to small piano that we had at the center. The toddlers gathered around the piano, they each took turns pushing the piano keys to create music and hear the different sounds. My self and the other educator Robyn, who worked together with the toddlers, discussed the children interest in music. We set up an invitation on music and because of all the interest the children were showing, and decided to start a project on music.

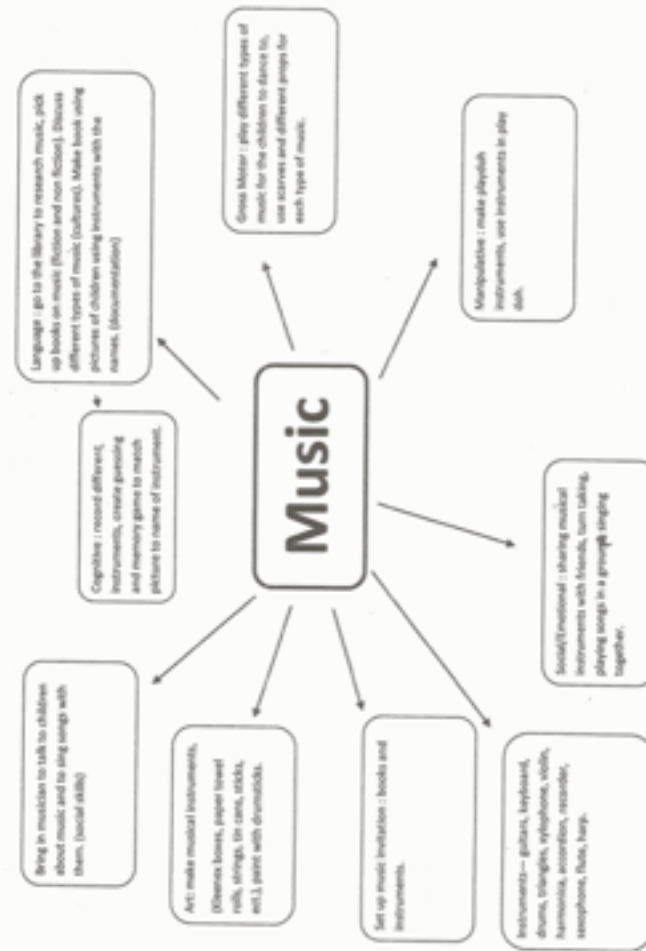
## Phase one.

In phase one, we created our first topic web about music and the different types of musical instruments to see which instrument the toddlers would be more interested in. Of course they were interested in all of the musical instruments.

Being toddler age it's always difficult for us as educators to get their attention, or keep them focus on anything for a short or longer period of time.

However, these toddlers were interested in music and all the different instruments. We decided to set up a music invitation in the toddler room with different musical instruments for the children to play with. We decided to plan a trip to the library to get some books to learn more about music.

With our plans ahead we set out to do some research for our project on music.



### What we know

- Fun to dance to
- Drums are loud
- Words to nursery rhymes
- (twinkle star, old mcdonald, wheels on the bus, itsy bitsy spider)
- Music makes you dance and sing
- Music makes you happy
- Actions to nursery rhymes
- Different sounds of musical instruments

### What we want to know

- Different types of guitars
- Music from different cultures
- Different types of drums
- Genres of music
- Names of instruments
- Different dances
- How music is made
- Where did music come from

### The Music Invitation/Provocation.

Part one of our music projects. We set up an invitation with various musical instruments for the children to play and learn about music. We included some books about music and songs for children where they can sing along.





Arianna gently pushes on the keys, while Kaitlynn watches and waits for her turn to play.

Cassandra puts on the sunglasses and smiles at the camera. The toddlers had fun taking turns making music with the piano.



When placing out the piano/keyboard for the toddlers to use together it helps to foster their language development by interacting with each other using words and singing. It also teaches them to wait for their turn, sharing and social skills. This also strengthens and develops their fine motor skills by using their fingers to play with the keyboard and build on their cognitive skills.



Ryker, Kaitlynn, and Cassandra walk over to the table. "OOO" Ryker says as he watches Arianna and Mariah play the piano and waited for his turn. When Arianna and Mariah were done playing on the piano, Cassandra, Ryker, Gabby and Kaitlynn sat down together and start pushing on the piano keys.



Arianna and Mariah are playing the mini piano at the table in the toddler room. Jem give the girls some sunglasses to wear. Arianna says "look Robyn", showing Robyn the sunglasses she is wearing, Robyn says "what are you wearing on your eyes?" Arianna and Mariah both reply at the same time "glasses!".



Mariah pushes on the piano keys. Robyn asks "Mariah, what are you doing?", "playing" Mariah replies. Arianna hits the keys on the piano and says "music!" as she smiles. Robyn says "Arianna and Mariah are playing on the piano!" Arianna and Mariah look at Robyn, "Piano" they both said at the same time.



Kaitlynn, Gabby and Cassandra take their turns on the piano.





Exposing children to music during early development helps them to learn the sounds and meanings of words. Dancing to music helps children with their physical development and build on their motor skills. Here the children are dancing to freeze dance, which they love dancing to everyday.



Toddlers love to dance and move to music. The key to toddler music is the repetition of songs which encourages the use of words and memorization. This is a group of toddlers dancing together, Mariah, Peter, Ryker and Arianna are all showing how their dance skills.



This is a mixed group of Toddlers and preschoolers dancing together with Ryker Perry showing his dance skills to I'm a gummy bear...

## Phase Two

We went on a field trip to the library at St Michaels School to borrow some books and to do some research and learn more about music.

**What we learned about music;** we learned that several pieces of instrument played together create music. We also learned that each instrument have different names and makes a different sounds.

**Some of the musical instruments are we learned about are:**

- The Guitar.
- The Drums.
- The Violin.
- Piano.
- The Flute

The electric guitar is what gives rock music its sound. Most bands have two or more electric guitars (lead guitar, rhythm guitar and a bass guitar). Rock and roll guitars can be made in any shape that can be held and come in a wide range of shapes, colours and materials.

-Acoustic guitars, also known as classic guitars have strings made out of nylon vs the electric guitar whose strings are made of steel or metal. The acoustic guitar has a quieter sound then an electric guitar.

**What we learned about drums and different types of drums;**

-Drums can be played with bare hands or with sticks depending on what type of drum you are playing. Bongo drums are played with hands and come in large, medium and small sizes. Large drum sets played by musicians in a band require sticks to be played with and using both hands and feet.

**What we learned about the violin;** The violin makes a bright sound that has a jagged waveform.

**What we learned about the flute;** The flute produces a purer, mellower sound than the violin. The wave form of its sound is more curved then jagged.

**What we learned about the piano;** The piano is an important instrument in popular music and jazz, because it supports other instruments being played. Grand pianos are called "grand" because they are grand in both size and sound. Upright pianos are more common than grand pianos because they take up less floor space and are less expensive.

**What we learned about music genres;**-There are many different types of music, the most popular include: Classical, country, pop, rock and rap. From the books we learned that Music comes in many different types and styles ranging from traditional rock music to world pop, easy listening and bluegrass. Many genres have a rich history or geographical significance of musical roots that goes far beyond the 20th century.





**Our visit to the Library.**

Here we are on our way to the Library at St Michael's School. The children were very excited To go walking to the Library Where, they had a chance to visit with other children at the daycare center that's in the school.



**Peter and Arianna holding hands and walking together.**



**Kaitlyn and Gabby walking together.**

### Our Visit to the Library

When we arrived to the library the toddlers were very excited to see all the books on the shelves.

The toddlers started pointing to the books and looking around at them.

The librarian found two music books for the toddlers, one book of lullabies and one book on musical instruments.



While at the library, Robyn sat down with the toddlers to read the book of lullabies with them. Gabby, Kaitlynn, Arianna, Peter and Ryker were all focussed on the book that Robyn was reading. They enjoyed singing the ABC song together with Robyn.





Jem turn the pages of the book points to each instrument and ask, what are these pictures? Arianna very excitedly points at a guitar and said "gitar Jem, look Peter gitar, gitar." Ryker joins in and said "tar, tar" while Gabby and Kaitlyn just looks on not too interested about all the excitement that the other children were showing.



At the library, we borrow a book on musical instrument and the toddlers sat around Jem to read about music and instruments. Peter said "drum, Jem drum" while Arianna points at a picture of the drum and said "drum Peter, drum, drum."



### Working with playdough.

Toddlers enjoy exploring and experiencing things using all their senses.

They love to explore how objects and materials feel and the many different things they can do with these objects and materials.

These sensory experiences help develop connections in toddler's brains and provide opportunities for cognitive, social and emotional, language and motor skills to grow.

Here: Ryker, Peter, Arianna, Mariah, Cassy and Bella are working together and playing with playdough.

They are making playdough drums and violin.

They share the materials, taking turns, talking to each other and describing what they are making. For example; A drum, a violin, a kitty kat, a heart, ball, a bear, a dinosaur and even perogies, some of which has no meaning or anything to do with music, but these are toddlers and they are easily distracted by any noise or simple words.

The toddlers are busy working together, sharing and taking turns. They are all deeply focused on manipulating and experimenting with the play dough while communicating about what they are making. "Make a star, my star Jem" says Mariah. All the while singing "twinkle twinkle little star how I wonder what you are. Up above the world so high like a diamond in the sky."





Arianna plays a violin that she made from playdough while Cassandra also bangs on the drum that she made using playdough. Peter joins in and bangs on a triangle that he uses as a drum.



Cassandra sticks some triangle into a ball of playdough and lightly taps it to make music sounds, while Ryker looks on obviously very interested in what Cassandra work.



## Drum Painting with Robyn and the toddlers.

We set up paint supplies and paper together for the toddlers to paint with drumsticks.



My final thoughts on music are there are no downside to bringing children and music together. Although, there are some music that children should absolutely not listen to, Classical music it's enjoyable, calming, beautiful and works really well for putting children to sleep. From the pure pleasure of listening to soothing sounds and rhythmic harmonies, to gaining new language and social skills, whatever the setting - a quiet room at home with mom and dad, or at work, or a busy classroom - music can enliven and enrich the lives of children, and the people around and who care for them daily.



For toddlers and preschoolers, music making can be a dynamic social learning experience. Making music and dancing together, children learn to work as a team while they each contribute to the song in their own way. At the same time, music helps children learn that when they dance together they can be happy with their friends.





**Mariah and Kaitlynn taking turns painting.**

Mariah said "Jem look drum," "Jem, Jem look" While banging on the paper with her drum sticks. Jem said to Mariah, what are you doing Mariah? "Drum, drum" she said. Arianna standing on the side looking on said to Mariah. "Go guys." "Go, go Mayiah, go Kaitlynn."



Robyn sitting together with the toddlers, Arianna, Kaitlynn, Ryker, Peter, and Cassandra playing the guitar and singing twinkle twinkle little star.





Jem sitting with Arianna and Peter, while Peter strums the guitar and Arianna waits for her turn.







Peter plays the guitar with a big smile on his face, while Ryker waits for his turn. Here the children learn about the benefits of waiting and taking turns, especially when it's your turn to play the guitar.




Peter drawing of his drums.



Above Kaitlynn playing the drums and below her drawing of the drums.




Kaitlynn



One of the benefits of playing the guitar is the children build on their fine motor skills. These toddlers Cassandra, Arianna and Ryker are between the ages of 24 Months to 30 Months. They are focus on moving their fingers on the strings of the guitar. They all waited for their turn, and even at a young age the children understand the benefits of waiting and the rewards at the end of turn taking.

**Playing the guitar**



Working with Puzzles.



Peter is working on the musical puzzles. He listens carefully to the sound and identifies each piece of musical instruments. "He said Piano, guitar, drums, Xylophone." He did this repetitively for about fifteen minutes.



Arianna



Ryker works on car puzzles while waiting for his turn with the musical puzzle.



Ryker

Peter

Gabriella



Aria

Cassandra

Gabby and Cassandra having a turn at the musical puzzle while Aria who is 19 Months listen to the sounds of Animal puzzle while also waiting for her turn at the musical puzzle.



### Phase Three

For the last three Months the toddlers, my co-worker Robyn and I have been researching and learning about music and musical instruments. We learned about some of the different types of music, and genres.

What the different types of musical instrument are used for and, the different sounds they make. We learned that there are several types of guitar and they all make different sounds. Also there are several types of drums and they all make beautiful sounds. Music is used to calm and soothe children, to express their love and joy, and to engage and interact. Educators can build on these natural instincts by learning how music can impact child development, improve social skills, and benefit children of all ages. Towards the closing of our music project, one of our staff Kathy who is the cook at our Center made a suggestion to us. Why not ask Donny Parenteau, who is a musician and singer to come and visit our Daycare Center to play some guitar for us, which he did and we were all very excited.

For our conclusion, together with the toddlers we set out to make some musical instrument. We gather open ended materials for the children to make their favourite instrument which we discovered were, drums and guitar.

These are the some of the items that we collected:

- Coffee cans
- Paper towel rolls
- Paints
- Paint brushes

- Plain brown Papers
- Colour papers
- Pencils
- Markers
- Kleenex boxes
- Scissors
- Tapes
- Rubber bands
- Wash cloth to clean and wipe excessive paints.

The toddlers and I, along with Robyn my co-worker worked together to make a bongo drum and guitar. Peter, Ryker and Arianna were very excited about their work in making a guitar and a bongo drum. The bongo drum was made with brown paper, tapes and a coffee can. The guitar was made with a Kleenex box paper towel roll and rubber bands. They were happy to showed, and shared what they learned with their parents and guardians. They also learned some new words such as: Bongo, Xylophone, Harmonica, Tuba, and Violin, which they keep repeating to each other with smiles.

We also baked white, green and pink colours sponge cake, cupcakes with white frosting and musical notes. With some help from Carsten a preschooler and Arianna who was very excited because they both love cup-cakes. Both toddlers and preschoolers enjoyed their treat at the end of the amazing music project.



The start of making drums with the toddlers, Arianna, Peter and Ryker.

Here Peter and Ryker are attempting to make a drum and guitar using open ended materials that we placed on the table for their use. Peter tries to place the rubber bands on the Kleenex box but it was not working for him. He said "help me Jem."



Mariah smiles as she gets a turn to play with the guitar.



We put together an invitation of coffee can, tape, scissors, plain brown paper, empty Kleenex box, paper towel roll, paint, and paint brushes.





Using rubber bands, Kleenex box, a paper towel roll, Ryker and Peter work together to make a guitar. The boys were pretty excited with their guitar. Peter kept saying "My guitar Jem, my guitar Ryker." I love the expression on Peter's face especially when he said "I did it."



I Work with Arianna to help her cover a coffee can with brown paper and tape for her drum. She was pretty excited with her drum that we made and immediately started to bang on the drum with paint brushes.





Arianna, "Jem I love cupcake too, and I will eat some, ok." Arianna stuck her fingers into the bowl and taste the cake mixture "yum taste really good. Don't taste it Carsten you have to wait."



Carsten said "Jem, can I help you I love cup-cakes, yum."



Carsten and Arianna help to put cake mixture into the muffin pans.





### The conclusion

Working on the music project with the toddler's age 18 months to 30 months, I learned a lot about what I can do more, and what I can do differently on my future projects. The children continued to be interested in music, and in order to keep their interest growing we brought in a guitar and bongo drum to add to our invitation area. Together with my co-worker we continued sharing knowledge with the children about what we learned about music; by reading books, playing a wide variety of music so they can dance, having them work on musical instrument puzzles daily because of their interest. We provided a rich environment for the children to participate in and encourage language skills by communicating with some of the older children. Our project was child-initiated, the children wanted to know about music and they got a hands-on experience by feeling, touching, and playing the guitar. I learned that by working together with a mixed group of children we build positive relationship that the children will always remember. Our goals were to explore and learned more about music and musical instruments. Although, this project is finished our toddlers are still very much interested in music, and will continued to do so for as long as they see musical instruments and listen to music. This being my first music project with toddlers I had fun and so did the children. We all learned a lot about music and musical instruments. I am very excited to get started on our next project when the snow is all gone and we can see the green grass again.



Here Donny is explaining to Carver, Mariah, Arianna and Joshua about the guitar and how it works. He showed them the guitar strings, the pick, the front of the guitar and the back of the guitar. Mariah kept saying "gitar, gitar. The bak, bak".



The children are amazed that they can touch the guitar and played with the strings and listen to the sounds that the guitar made. They each took turns touching and exploring the guitar strings with huge smiles on their faces.





We all sat together and listen to guitar music. Some of our toddlers were a little shy but after a little while they all start singing together. It was a great opportunity for all of us to try out our singing voice with a professional singer.



The toddlers, staff and some preschoolers sat together and listened to Donny Parenteau as he played his guitar and sang some songs. We all sang some children songs with him; The Wheel on the bus goes round and round, Old Macdonald had a farm and Twinkle Twinkle little stars. The children clapped their hands together while singing. We were all pretty excited and so were the staff to have someone who is a famous musician visit our Daycare center for our music project. Overall this was a great experience for the children.

